

# Product Data Sheet

## Accessories for Solar Base Frame SGR


### Adapter Profile

Order No. 9706



Adapter Profile manufactured from one piece, allows for the installation of particularly large modules on the ZinCo Solar Base Frame SGR. Up to two Adapter Profiles can be mounted on each SGR (one at the upper end and one at the lower).

Fixation with minimum 2 screws per profile. Contact surface to the Base Frame min. 250 mm long, to allow for adapter profiles to cantilever max. 450 mm.



Max. distance between mounting profiles/ rails when using two adapter profiles per base frame

SGR 25 = 1.86 m / axis to axis  
 SGR 30 = 1.91 m / axis to axis  
 SGR 45 = 2.16 m / axis to axis

Material: Aluminium  
 Length: ca. 700 mm  
 Weight: ca. 0.45 kg

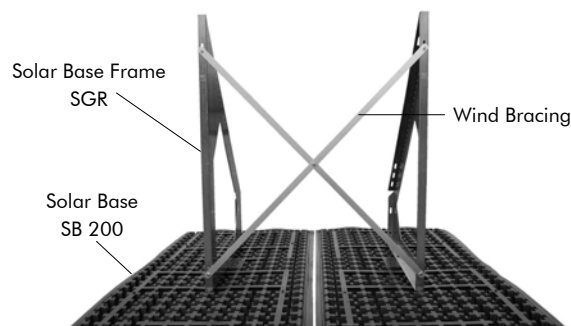
### Wind Bracing

Order No. 971005 - 971045

Two pre-punched aluminium profiles for crosswise stabilization of two Solar Base Frames (distance 1.0 m); incl. stainless steel screws. In case of a photovoltaic systems, install wind bracings in a distance of max. 10 m (axial dimension), in case of solar thermal plants in a distance of max. 7 m. Due to the high dead load of thermal collectors additional wind bracings must be installed at the front side. Please contact ZinCo for the exact positioning of the wind bracings.


Material: aluminium; Weight: each ca. 0.5 kg

Wind Bracing WV 5/10	Inclination 5° + 10°	Order No. 971005
Wind Bracing WV 15/20	Inclination 15° + 20°	Order No. 971015
Wind Bracing WV 25/30	Inclination 25° + 30°	Order No. 971025
Wind Bracing WV 35/40	Inclination 35° + 40°	Order No. 971030
Wind Bracing WV 45	Inclination 45°	Order No. 971045



### Height Adjustment SGR-HV

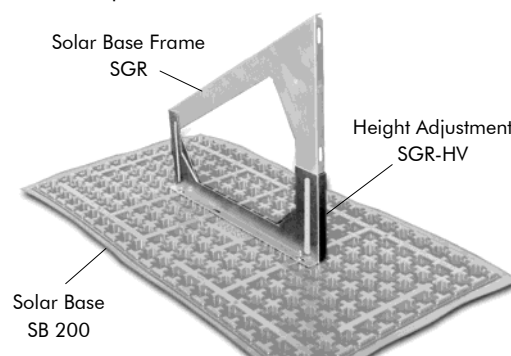
Order No. 970090



Screw set for SGR-HV  
 Order No. 9132

Structurally proven base element made of aluminium, matched to the ZinCo Solar Base Frames SGR and the ZinCo Solar Base SB 200. Allows for a continuous height adjustment of the applied Solar Base Frame of up to 210 mm. The given inclination (5° to 45°) can be adapted up to ± 2°. These features guarantee optimum adaptation to changing roof slopes and the best possible alignment of the modules.

Material: Aluminium  
 Length: ca. 950 mm  
 Height: ca. 350 mm  
 Weight: ca. 1.0 kg



Subject to technical alterations and printing errors • First edition 01/2012; Revised 12/2017

